



ENGLISH

WRITING PRACTICE



Trace and write :

Tiger is our national animal.

Tiger is our national animal.

Blank handwriting practice lines.

Blank handwriting practice lines.

Blank handwriting practice lines.

Blank handwriting practice lines.

Activity Time

Paste the pictures of any four foods and beverages :

Blank box for pasting a picture.

Blank box for pasting a picture.

Blank box for pasting a picture.

Blank box for pasting a picture.

Trace and write :



New Delhi is the capital of India.

New Delhi is the capital of India.

Blank handwriting practice lines for independent writing.

Activity Time

Paste the pictures of any three former Presidents of India :



A. Circle the vowels :

a	b	c	d	e	f	g	h	i	j	k
l	m	n	o	p	q	r	s	t	u	v
w	x	y	z							

B. Use a/an before the given words :

1. _____ umbrella



2. _____ chair

3. _____ spoon



4. _____ orange

5. _____ pencil



6. _____ mango

7. _____ axe



8. _____ glass

A. Match the rhyming words :

Column A

- 1. wear
- 2. fellow
- 3. cry
- 4. rose
- 5. hat
- 6. pen
- 7. cage
- 8. tie

Column B

- (a) try
- (b) lie
- (c) sat
- (d) hear
- (e) wage
- (f) hello
- (g) nose
- (h) hen



B. Write two rhyming words for the words given below :

- 1. top :
- 2. rock :
- 3. chair :
- 4. bat :
- 5. cake :
- 6. get :
- 7. boy :

Two vertical yellow rectangular boxes for writing rhyming words. Each box contains seven horizontal lines corresponding to the words in Column A.









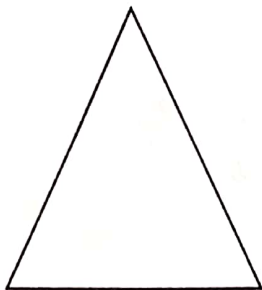
Two vertical yellow rectangular boxes for writing rhyming words. Each box contains seven horizontal lines corresponding to the words in Column A.



A. Match the similar shapes by drawing a line :



B. Colour the circles in blue, triangles in red, rectangles in yellow and squares in orange. Use your crayons.



A. Put appropriate sign $>$, $<$ or $=$ in the boxes :

- | | | | | | | | |
|-----|----|----------------------|----|-----|----|----------------------|----|
| 1. | 47 | <input type="text"/> | 35 | 2. | 69 | <input type="text"/> | 27 |
| 3. | 83 | <input type="text"/> | 94 | 4. | 45 | <input type="text"/> | 68 |
| 5. | 26 | <input type="text"/> | 29 | 6. | 83 | <input type="text"/> | 59 |
| 7. | 77 | <input type="text"/> | 88 | 8. | 55 | <input type="text"/> | 55 |
| 9. | 40 | <input type="text"/> | 30 | 10. | 22 | <input type="text"/> | 98 |
| 11. | 81 | <input type="text"/> | 99 | 12. | 74 | <input type="text"/> | 79 |

B. Write the following numbers in the circles, from the greatest to the smallest :

Greatest

Smallest

38
23 62
7
14 95
49



Find out what comes before, after and between the given numbers.

Before

21

38

19

45

72

99

57

82

63

Between

6 8

12 14

25 27

46 48

57 59

13 15

89 91

48 50

30 32

After

36

85

94

60

51

26

75

96

58